



RL12-120

12.8V - 120AH

1536WH



REVOLITHIUM
INDUSTRIAL BATTERY

ELECTRICAL SPECIFICATIONS

Nominal Voltage	12.8 V
Nominal Capacity	120 Ah
Energy	1536 Wh
Resistance	≤ 45 mΩ
Maximum Modules in Series	Up to 4S (51.2V)

CHARGE SPECIFICATIONS

Recommended Charge Current	60A
Recommended Charge Voltage	14.2 V-14.6 V
BMS Charge Voltage Cut-Off	14.6 V (3.65 ± 0.5 vpc) (1.1 ± 0.4 s)
Reconnect Voltage	14.4 V (3.6 ± 0.05 vpc)
Charging method	CC-CV

DISCHARGE SPECIFICATIONS

Maximum Continuous Discharge Current	100 A
Peak Discharge Current	200 A (<2S)
Recommended Low Voltage Disconnect	11 V (2.75 vpc)
BMS Discharge Voltage Cut-Off	8 V (2.0 ± 0.08 vpc) (20 ± 6 ms)
Reconnect Voltage	10 V (2.5 ± 0.05 vpc)
Short Circuit Protection	200-600 μs

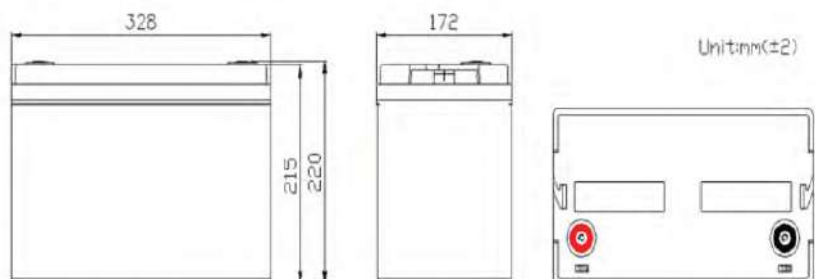
TEMPERATURE SPECIFICATIONS

Discharge Temperature	-20°C to 60 °C
Charge Temperature	0 °C to 50 °C
Recommend Storage Temperature	-5°C to 35 °C

MECHANICAL SPECIFICATIONS

Dimensions (L x W x H)	328 x 172 x 220 mm
Weight	15.2Kg
Terminal Type	M8
Case Material	ABS
Enclosure Protection	IP55

DIMENSIONAL SPECIFICATIONS



IBS Italia - Industrial Battery Service Italia S.r.l.

Via E. Caviglia 3 - 20139 MILANO (MI) - ITALY

e-mail: assistenza@ibsbatterie.it - commerciale@ibsbatterie.it

Tel. (+39) 02 21.11.69.68



RL12-120

12.8V - 120AH

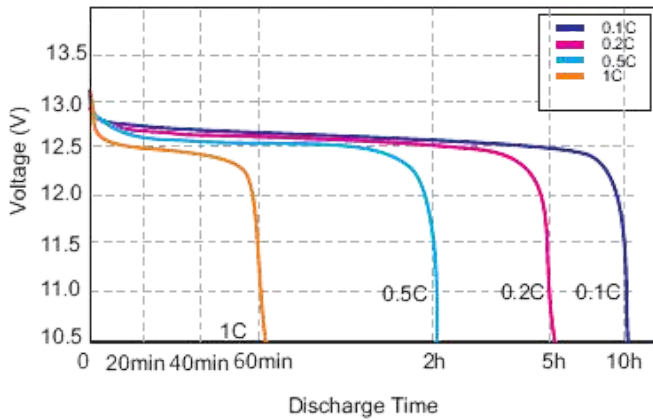
1536WH



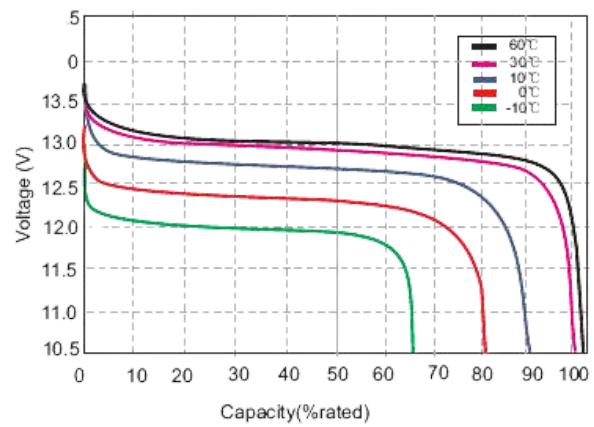
REVOLITHIUM
INDUSTRIAL BATTERY

PERFORMANCE CURVE

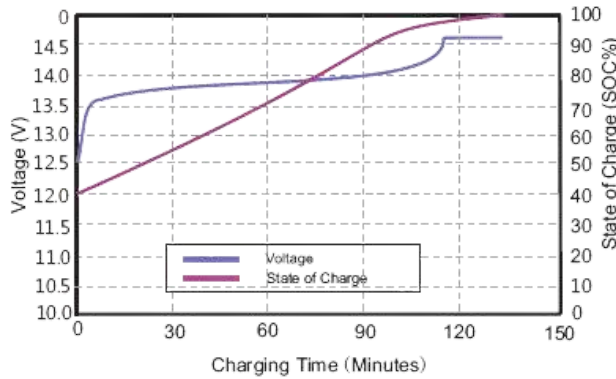
Different Rate Discharge Curve @25C



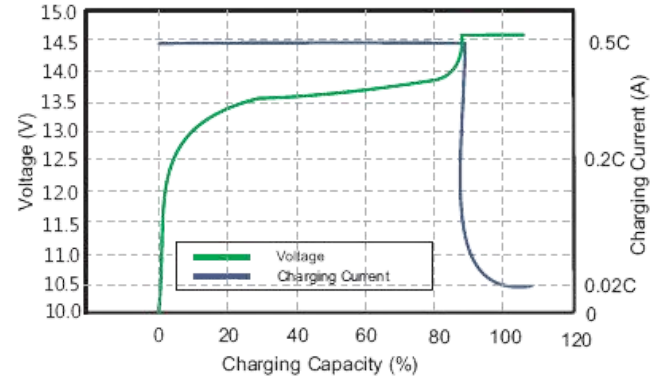
Different Temperature Discharge Curve @0.5C



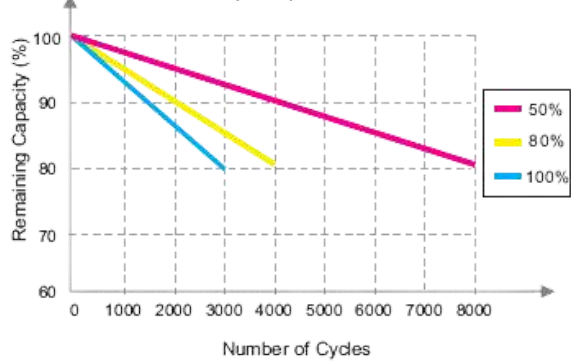
State of Charge Curve @0.5C 25C



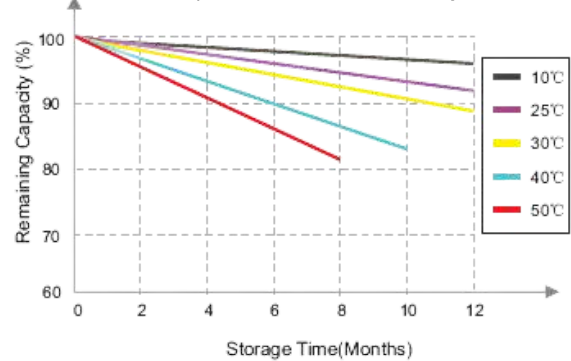
Charging Characteristics @0.5C 25C



Different DOD Discharge Cycle life Curve @0.2C 25C



Different Temperature Self Discharge Curve



IBS Italia - Industrial Battery Service Italia S.r.l.

Via E. Cavaglia 3 - 20139 MILANO (MI) - ITALY

e-mail: assistenza@ibsbatterie.it - commerciale@ibsbatterie.it

Tel. (+39) 02 21.11.69.68